

FROM DOWNTIME TO PRIME TIME


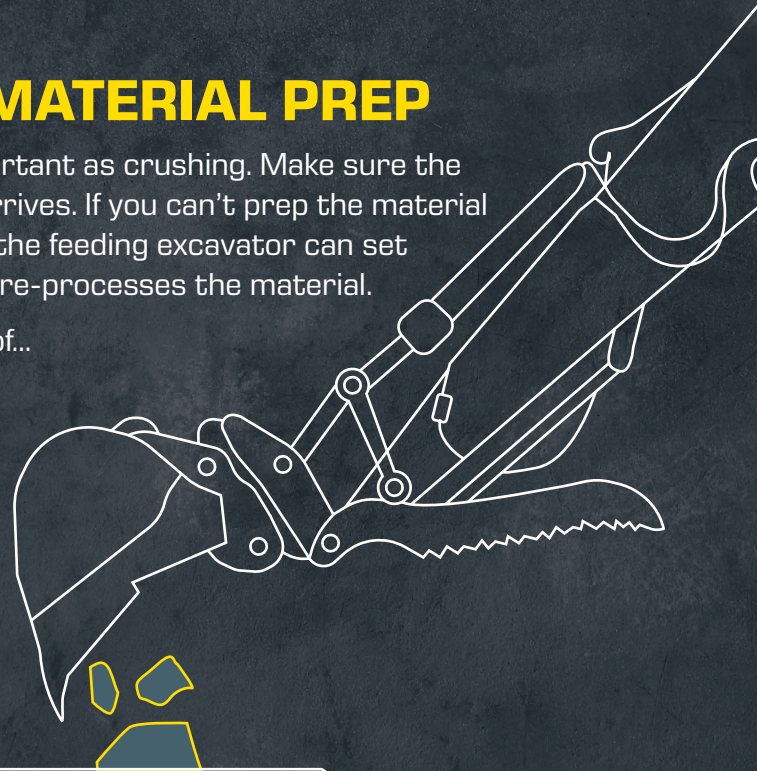
HOW TO TURN EVERY RENTAL MINUTE INTO MAXIMUM REVENUE!

CRUSHING IS ALL ABOUT **MATERIAL PREP**

Material prep and material management are as important as crushing. Make sure the material is sized and organized before the crusher arrives. If you can't prep the material beforehand, you will need an additional excavator so the feeding excavator can set oversize material aside while the second excavator pre-processes the material.

Neglecting prep results in more downtime because of...

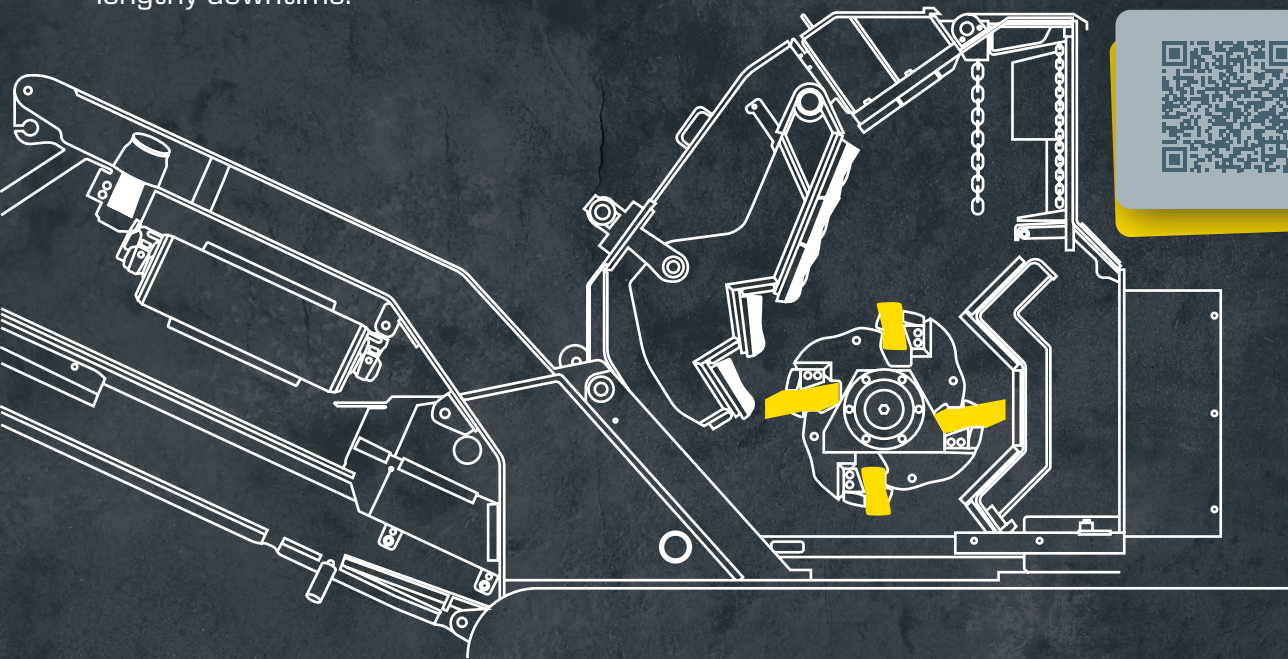
- ✘ blockages at the crusher inlet
- ✘ jams of conveyor belts on the outlet
- ✘ increased and premature wear



SPOT ISSUES EARLY TO AVOID MAJOR DOWNTIME

Perform a machine walk-around and open the crusher box daily for a visual inspection. If you don't open your crusher box, you can't see if anything got damaged or is worn out. Communicate with your dealer in time before consumables wear out.

Operating a crusher with worn-out or damaged components results in an expensive repair bill and lengthy downtime.



DAILY CRUSHER MAINTENANCE GUIDE

Matt shows you how to maintain your crusher.

HAVE AN EXCAVATOR AND A WHEEL LOADER AVAILABLE FOR CRUSHING

You need the right size excavator for feeding the crusher and a wheel loader to move the finished product. Using a too big excavator you naturally feed bigger pieces that result in blockages. Smaller buckets limit the feed size and material depth to reduce the risk of feeding uncrushable objects.



Use wheel loaders only with small homogenous feed materials such as sand & gravel, asphalt millings, or crushed aggregates.

USE YOUR BEST OPERATOR

Feeding a crusher is not like loading a dump truck. Novice excavator operators will struggle to maintain a flow and damage the machine in the worst case. Ensure your best excavator operator receives training on the crusher and stays on the machine.

Switching operators after the rental start-up may lead to problems because not all information will be passed on. In this case, asking your dealer to come out and retrain your staff is money well spent.

A CONVEYOR MAKES LARGE JOBS MORE EFFICIENT

Do you have large amounts of material and room to stockpile? Renting a conveyor might be a better option to reduce your dependency on operators, burn less fuel, and create less wear on your loader.

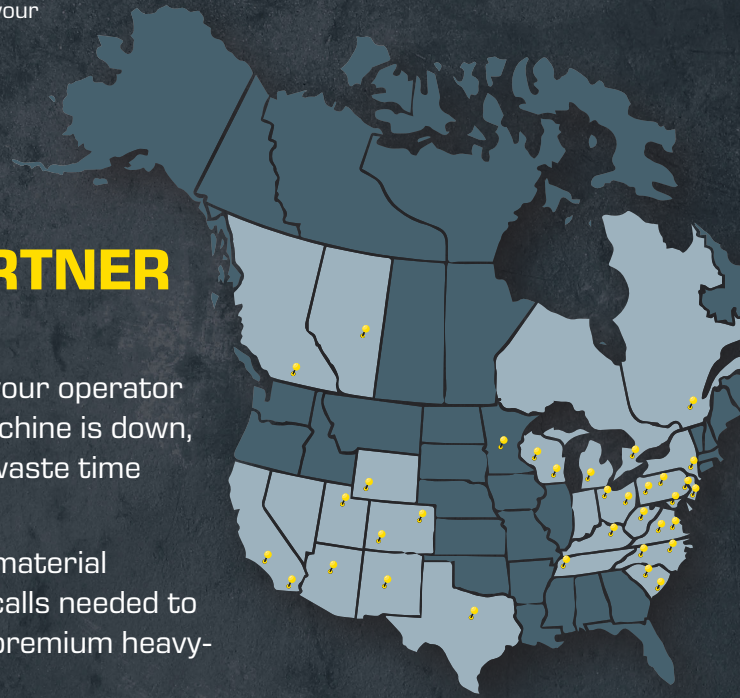
| | |
|--|------------------|
| Crusher operating hours per month | = 100 hours |
| Loader operating costs 120 \$/h | = \$12,000 |
| Conveyor rental costs | = \$7,000 |
| Conveyor fuel costs 2.5 gal/h and 4 \$/gal | = \$1,000 |
| Estimated savings potential | = \$4,000 |

Rental rates can vary by model, region or other factors. Please contact your local authorized RUBBLE MASTER dealer for actual pricing.

CHOOSE YOUR RENTAL PARTNER WISELY

Choosing the right rental partner is as important as your operator and choosing the right machine. When your rental machine is down, and you can't fix it easily, your crew is down, and you waste time getting issues resolved.

Choosing a heavy-equipment dealer with a dedicated material processing division ensures fast response and fewer calls needed to get the issue resolved. RUBBLE MASTER works with premium heavy-equipment dealers in more than 110 countries.



FIND YOUR
CLOSEST RUBBLE
MASTER DEALER

#KEEPCRUSHING



RUBBLE MASTER AMERICAS CORP.

2101 N Kaufman St.
Ennis, TX 75119

RUBBLEMASTER.COM